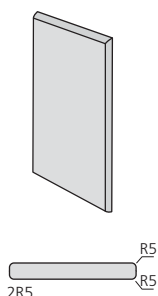
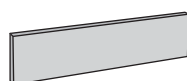


Accessoires EXPRESS



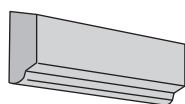
Panneau

| Code | H | L | E |
|---|------|-----|----|
| Polymère PEDoIB | 2400 | 650 | 18 |
| Laque SDo1 1 face laquée brillant, 1 face mat | 2400 | 650 | 16 |



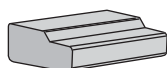
Plinthe

| Code | H | L |
|---------|-----|------|
| PFZ175 | 145 | 3600 |
| PFZ1751 | 165 | 3600 |



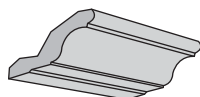
Cache lumière

| Code | H | L | E |
|--------|----|------|----|
| PFR142 | 57 | 3600 | 17 |



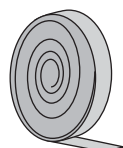
Corniche moderne

| Code | H | L | P |
|--------|----|------|----|
| PFC260 | 36 | 3600 | 50 |



Corniche rustique

| Code | H | L | P |
|--------|----|------|----|
| PFC163 | 54 | 3600 | 75 |



Chant Polymère

| Code | H | L |
|------------|------|-------|
| PEVFolio22 | 22 | 10 ml |
| PEVFolio | 1300 | 1000 |